



T-10 METER

SIZES: 1 1/2" and 2"



T-10 water meters are warranted for performance, materials, and workmanship.



Every T-10 water meter meets or exceeds the latest AWWA C700 Standard. Its nutating disc, positive displacement principle has been time-proven for accuracy and dependability since 1892, ensuring maximum utility revenue.

The T-10 water meter consists of three major assemblies: a register, a lead free high copper alloy maincase, and a nutating disc measuring chamber.

The T-10 meter is available with a variety of register types. For reading convenience, the register can be mounted in one of four positions on the meter.

The corrosion-resistant lead free high copper alloy maincase will withstand most service conditions: internal water pressure, rough handling, and in-line piping stress.

The innovative floating chamber design of the nutating disc measuring element protects the chamber from frost damage while the unique chamber seal extends the low flow accuracy by sealing the chamber outlet port to the maincase outlet port. The nutating disc measuring element utilizes corrosion-resistant materials throughout and a thrust roller to minimize wear.

Neptune provides a limited warranty with respect to its T-10 water meters for performance, materials, and workmanship.

When desired, maintenance is easily accomplished either by replacement of major assemblies or individual components.

KEY FEATURES

- Register
 - Magnetic drive, low torque registration ensures accuracy
 - Impact-resistant register
 - High resolution, low flow leak detection
 - Bayonet style register mount allows in-line serviceability
 - Tamperproof seal pin deters theft
 - Date of manufacture, size, and model stamped on dial face
- Lead Free Maincase
 - Made from lead free high copper alloy
 - NSF/ANSI 61 Certified, Annex G and Annex F compliant
 - Lifetime guarantee
 - Resists internal pressure stresses and external damage
 - Handles in-line piping variations and stresses
 - Lead free high copper alloy provides residual value vs. plastic
 - Electrical grounding continuity
- Nutating Disc Measuring Chamber
 - Positive displacement
 - Widest effective flow range for maximum revenue
 - Proprietary polymer materials maximize long term accuracy
 - Floating chamber design is unaffected by meter position or in-line piping stresses

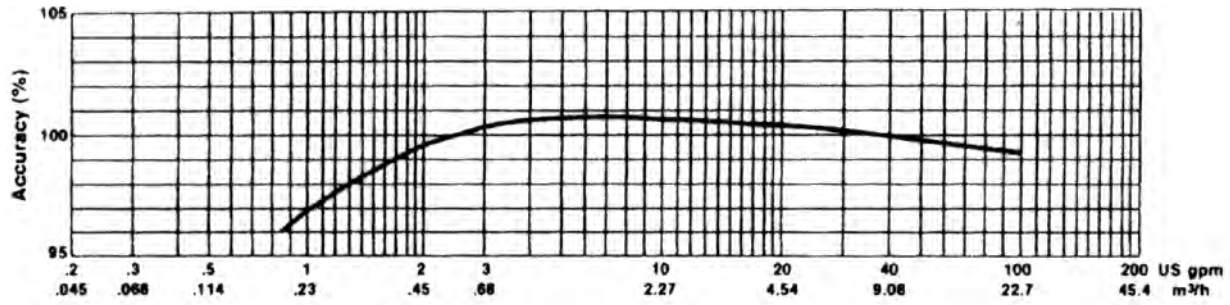
SYSTEMS COMPATIBILITY

Adaptability to all present and future systems for flexibility is available only with Neptune's ARB® Utility Management Systems™.

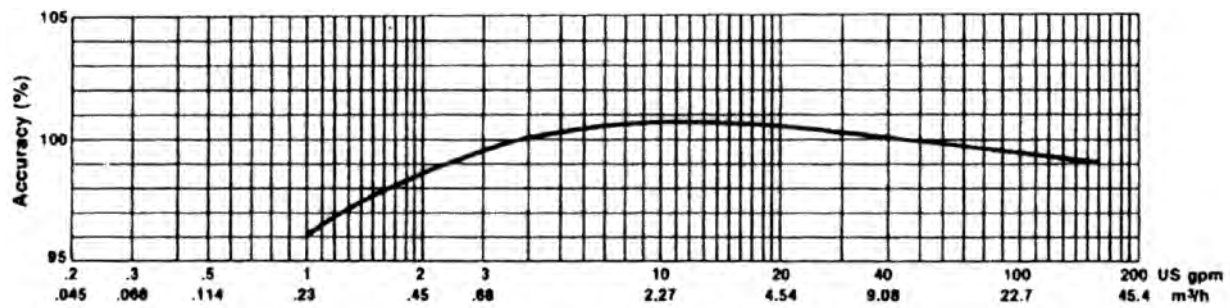
CONSTRUCTION

WARRANTY

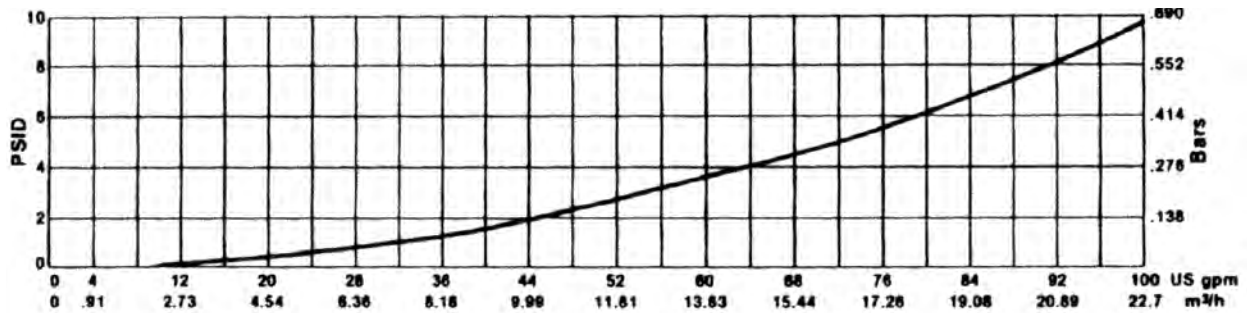
1 1/2" ACCURACY



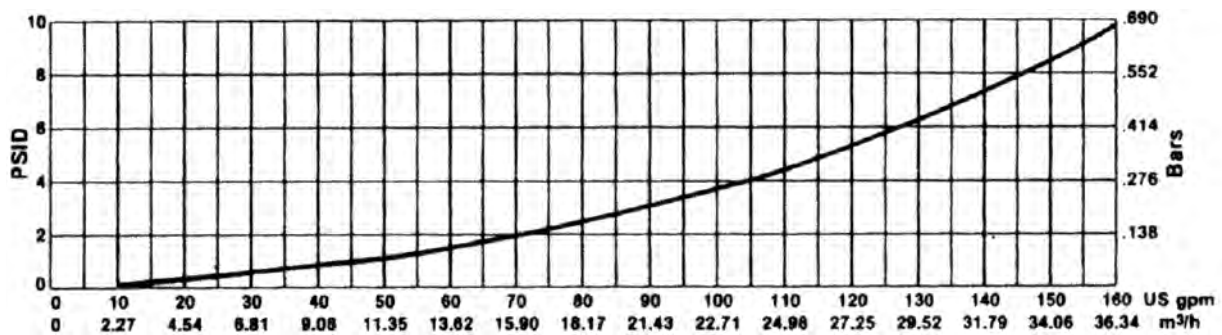
2" ACCURACY



1 1/2" PRESSURE LOSS



2" PRESSURE LOSS



These charts show typical meter performance. Individual results may vary.

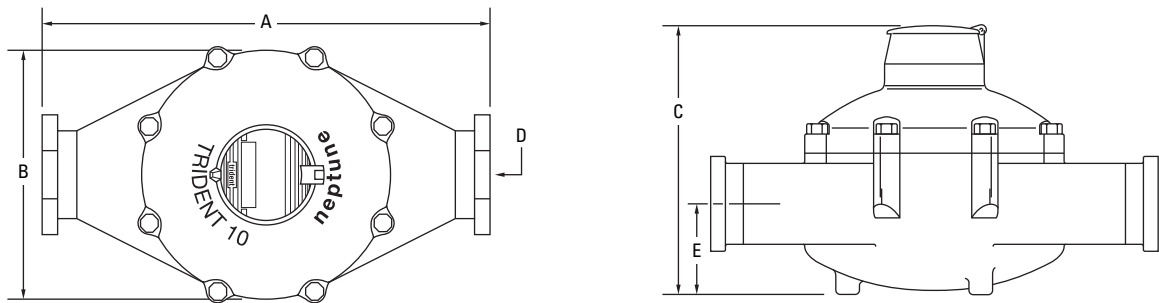
OPERATING CHARACTERISTICS

Meter Size	Normal Operating Range @100% Accuracy ($\pm 1.5\%$)	AWWA Standard	Low Flow @ 95% Accuracy
1 1/2"	2 to 100 US gpm 0.46 to 22.73 m ³ /h	5 to 100 US gpm 1.1 to 22.7 m ³ /h	3/4 US gpm 0.17 m ³ /h
2"	2 1/2 to 160 US gpm 0.57 to 36.36 m ³ /h	8 to 160 US gpm 1.8 to 36.3 m ³ /h	1 US gpm 0.23 m ³ /h

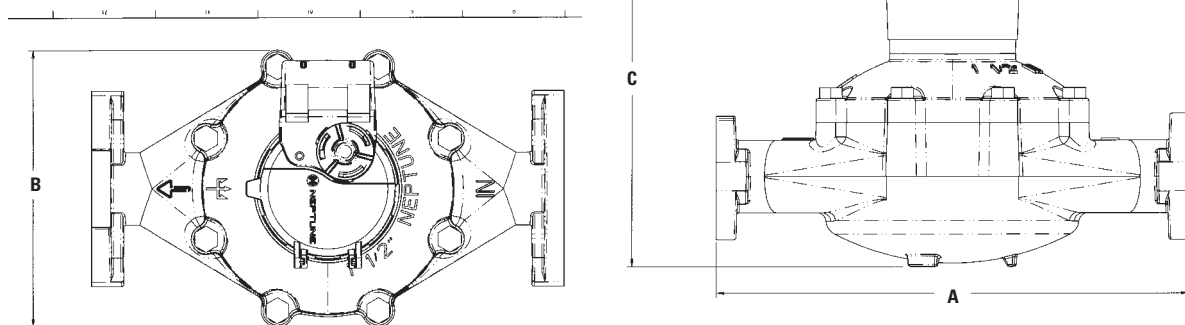
DIMENSIONS

Meter Size	A in/mm	B in/mm	C-Std. in/mm	C-ARB in/mm	C-E-Coder) R900i™	D-Threads per inch	D-Thread Type	E in/mm	Weight lbs/kg
1 1/2" Screw End	12 5/8 321	8 1/16 205	8 3/8 206	8 13/16 220.3	10 7/16 225.4	11 1/2	1 1/2 NPT	2 3/16 65	31 14.1
1 1/2" Flanged End	13 330	8 1/16 205	8 3/8 206	8 13/16 220.3	10 7/16 225.4	—	—	2 3/16 65	35 15.9
2" Screw End	15 1/4 387	9 7/16 240	9 3/8 237	9 15/16 248.4	11 3/16 289	11 1/2	2" NPT	3 3/8 79	40 18.1
2" Flanged End	17 432	9 7/16 240	9 3/8 237	9 15/16 248.4	11 3/16 289	—	—	3 3/8 79	44 20.0

T-10 WITH STANDARD REGISTER



T-10 WITH E-CODER)R900i PIT REGISTER



GUARANTEED SYSTEMS COMPATIBILITY

All T-10 meters are guaranteed adaptable to our ARB®V, ProRead™ (ARB VI), E-Coder® (ARB VII), E-Coder)R900i™, TRICON®/S, TRICON/E®3, and Neptune ARB Utility Systems without removing the meter from service.

REGISTRATION

ProRead Registration			
(per sweep hand revolution)		1 1/2"	2"
100	US Gallons	✓	✓
100	Imperial Gallons	✓	✓
10	Cubic Feet	✓	✓
1	Cubic Metre		✓
0.1	Cubic Metre	✓	
Register Capacity			
ProRead & E-Coder		1 1/2"	2"
100,000,000	US Gallons	✓	✓
100,000,000	Imperial Gallons	✓	✓
10,000,000	Cubic Feet	✓	✓
100,000	Cubic Metres	✓	✓
E-Coder High Resolution			
(8-digit reading)		1 1/2"	2"
1	US Gallons	✓	✓
1	Imperial Gallons	✓	✓
.01	Cubic Feet	✓	✓
0.001	Cubic Metres	✓	✓

SPECIFICATIONS

- Certification: NSF/ANSI 61, Annex G and Annex F
- Application: cold water measurement of flow in one direction
- Maximum operating water pressure: 150 psi (1034 kPa)
- Maximum operating water temperature: 80°F
- Measuring chamber: nutating disc technology design made from proprietary synthetic polymer

OPTIONS

- Sizes:
 - 1 1/2" flanged or threaded end
 - 2" flanged or threaded end
- Units of measure: U.S. gallons, imperial gallons, cubic feet, cubic metres
- Register types:
 - Direct reading: Bronze box and cover (standard)
 - Remote reading: ProRead Absolute Encoder, E-Coder, E-Coder)R900i, TRICON/S, TRICON/E3
 - Reclaim
- Measuring chamber: synthetic polymer
- Companion flanges: cast iron or lead free high copper alloy
- Environmental Conditions:
 - Operating temperature: 33°F to 149°F (0°C to 65°C)
 - Storage temperature: 33°F to 158°F (0°C to 70°C)
- Test Ports: 1"

Neptune engages in ongoing research and development to improve and enhance its products. Therefore, Neptune reserves the right to change product or system specifications without notice.

Neptune Technology Group Inc.

1600 Alabama Highway 229
Tallahassee, AL 36078
USA
Tel: (800) 645-1892
Fax: (334) 283-7293

Neptune Technology Group (Canada) Ltd.

7275 West Credit Avenue
Mississauga, Ontario
L5N 5M9
Canada
Tel: (905) 858-4211
Fax: (905) 858-0428

Neptune Technology Group Inc.

Ejército Nacional No. 418
Piso 12, Desp. 1201-1202
Col. Chapultepec Morales
Delegación Miguel Hidalgo
11570 México, Distrito Federal
Tel: (525) 55203 5294 / (525) 55203 5708
Fax: (525) 55203 6503



NEPTUNE
TECHNOLOGY GROUP

neptunetg.com